



Cooperative learning

For Grade Five & Grade Three

Lily Wu

Overview



1. Experience sharing
2. Challenge
3. Solution
4. Future
5. Q & A

Introduction

*What We Have Done
For Cooperative
Learning In Our Classes?*



Pair Work








Name: _____ Class: _____

DO YOU LIKE..... cherries, grapes, kiwis, lychees, or mangos?

A: Ask the question and Put a ✓ or a ✗ in the box.

B: Ask the question and write, "Yes, he does." or "No, he doesn't." in the box.

Action	Name 1: _____	Name 2: _____
 cherry		
 mango		
 kiwi		
 lychee		
 grapes		

Group Work



+ positive		- negative	
good	friendly	angry	hurt
nice	eye contact	bad	
happy	smart	disagree	
agree	cute	sick	
kind	colorful	loud voice	
		poison	
beautiful		ugly	
intelligent		noisy	
wonderful		scary	
soft voice		cry	
		sad	

Group Presentations



Where are you from?

Everyone: ↵

"Hello, we are group _____." ↵

Student One: ↵

"Hi, my name is _____. We are from _____." ↵

Student Two: ↵

"Hi, my name is _____. We are _____." ↵

Student Three: ↵

"Hi, my name is _____. We speak _____." ↵

Student Four: ↵

"Hi, my name is _____. Here is our country." ↵



**Please use soft voice
when you discuss
with your group member.**

Don't let other groups hear you.



**Please use loud voice
when you speak
on the stage.**

Let everyone in the class hear you.



Challenges



- 1. Only one class each week**
- 2. Some students cannot remember extra words from our class**
- 3. We group the students randomly**
- 4. 3+1 English lesson is a new project**



Solution



Regroup the students



Group Presentations



Let the group learn one word or one sentence together, and they need to teach the whole class.

It's easier for us to find out which word is more difficult for them to pick up and we can correct them immediately.

Group Leader






Before we start doing the interview, group leaders need to check that their group members can read all the vocabulary words and give them ticks after they had read them.

Name: _____ Class: _____

DO YOU LIKE..... cherries, grapes, kiwis, lychees, or mangos?

A: Ask the question and Put a ✓ or a ✗ in the box.

B: Ask the question and write, "Yes, he does." or "No, he doesn't." in the box.

Action	Name 1: _____	Name 2: _____
 cherry		
 mango		
 kiwi		
 lychee		
 grapes		

others

- Home Room Teacher's help
- We discuss and revise our lesson every time after a lesson is finished, so the next class can always be better
- Teacher's demo is very important for children to do the team work correctly



Future

What We Are Going to Do Next?



- **For grade five**

We would like to develop more group work and group presentation activities in our lessons. I expect that the activities next semester can be more interesting so that the students can have more motivation for their English learning. We are going to focus on what the students have learned in their other classes and how they can use it in our classes.

- **For grade three**

We have started to give them some easy tasks and allowed them to complete the tasks in their groups. Maybe they can do more complicated work next semester.



Q&A

*Everyone feel free to ask me
any questions, except
Warwick!*





Thanks for listening