

Life Lessons



Class: _____

Number: _____

English Name: _____

Chinese Name: _____

You Should
Love Yourself



Lesson 1

Love Myself

I don't have to look like someone else.



Wow! Look at her hair, look at her nose, look at her eyes. She's perfect. I wish I could look like her.

You are beautiful just the way you are.



Really? But I want to be perfect.

You should love yourself.



That's true. I don't have to look like someone else.

People love you just the way you are.



Teacher		Friend	
---------	--	--------	--

Be Grateful for
What I Have



Lesson 2

Be Grateful for What I Have

I don't have to have the same things as someone else.



Look at my new Jordan shoes.

Ah. I only have slippers.



Ah. I have no shoes at all.

Oh my goodness.
Your feet must be freezing.



You're so lucky you have shoes.

Yes I am.



We should be grateful for what we have.

Teacher		Friend	
---------	--	--------	--

Try My
Hardest



Lesson 3

Try My Hardest

I don't have to be the best but I need to try my hardest.



Singing badly. Tralalalala. Give up and sigh.

I will never be the best.

You don't need to be the best.
I can help you practice.



Really? I will try my hardest.

Tries and tries again and gets better and then sings opera.

That's the spirit!



Teacher		Friend	
---------	--	--------	--

Learning Is Fun!



Lesson 4

Learning Is Fun

I am not afraid to try new things.



Come and play with us.



I'm not good at basketball.



But you've never tried.




I just know.



Learning is fun!

You shouldn't be afraid to try new things.




Ok. I will try.

Teacher

Friend

Don't Stop Trying



Lesson 5

Don't Stop Trying

If I make a mistake I can try again.

All trying to build a tower and the tower falls down.




I give up.



Me too.



Don't stop trying.



We always make a mistake.



Mistakes are good. This time we should start with the big blocks first.



We can try again.

Teacher

Friend

Don't Use
Bad Words!



Lesson 6

Don't Use Bad Words

Good words are like flowers and bad words are like snakes.



Walks and stubs his toe.

@\$%&*%!

You should not use bad words.



Why?

Good words are like flowers and bad words are like snakes.



Then, what should I say?

Ouch?



OK. Walks and stubs his toe again.

Ouch!!!!

Good job.




Good job. OK.

Teacher

Friend

Respect

Everything



Lesson 7

Respect Everything

Treat all things with respect.



Slides into class and slams his book on the desk and his things break.

You should treat all things with respect.



Why?

Because they're broken. Can't you see!




Oh.

Your mom and dad now need to spend more money on it.



I should treat all my things with respect.

That's right.



Picks up his things and tries to fix them.

Teacher

Friend

Keep
Clean



Lesson 8

Keep Clean

I like to be neat and tidy.



Walks on stage looking scruffy and picks his nose.

What stinks?



What are you doing?

You should smell your feet!



Can I use your air freshener please?

No. You should keep clean.



How?

Take a shower and change your clothes everyday.



Throws dirty socks in the washing machine and he takes a shower.

Wow, looking good.




Thank you. I like to be neat and tidy.

Teacher

Friend

Ask Questions



Lesson 9

Ask Questions

The more I ask, the more I learn.



Looks at the worksheet and sighs.

Raises his hand.



How can I help you?

What does this mean?



Oh, This one is "He is thin" not "You is thin."

Oh. I got it!



Sighs again.

What's wrong?



I don't understand.

The more you ask, the more you learn.



Teacher. Please help.

Yes?



What does this mean?

This one is "He is thin" not "You is thin."



I got it!


High five!



Teacher

Friend

Ask First



Lesson 10

Ask First

If something is not mine I need to ask first.



Takes a sticky ball from the desk that belongs to the teacher.

You need to ask first.



I'm sorry. I didn't know it was yours.

Returns the ball.

You can use it but you should ask first.




Teacher, can I use your sticky ball, please?

Yes, you can. Here you are.



Teacher		Friend	
---------	--	--------	--


Take It Easy!



Lesson 11

Take It Easy

I can control my anger.



Stands up and answers a question wrong.



Laughs at the bear.

That's the wrong answer!!!




Hey, you shouldn't laugh.

Take it easy, it's ok. We are all friends.
Control your anger.




We know, but it's hard.

I know but we should learn how to
control our anger.



Breathe deeply.

Think of a happy place.



We all feel better now.

Teacher

Friend

劍潭英語情境中心

Jiantan English Village

指導單位：台北市政府教育局

主辦單位：台北市士林區劍潭國民小學

發行人：鄧美珠

編輯群：

Warwick Taylor、Carolyn Brokensha

張蘇美(Claire)、吳忠訓(Mikey)

封雅玲(Janny)、呂奉宇(Renee)、

陳怡文(Brenda)、吳岱螢(Lily)

地址：台北市士林區通河街 16 號

電話：(06)2885-5491

傳真：(02)2886-5919

出版日期：民國 105 年 3 月